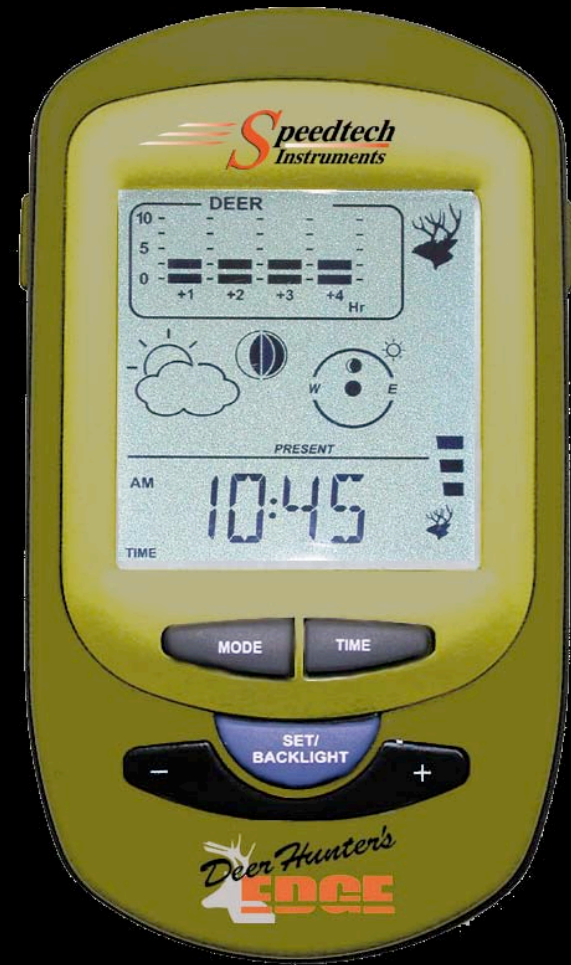


**Speedtech**  
*Instruments*

**PRESENTS**  
**THE**

*Deer Hunter's*  
**EDGE**™  
HUNTING ON THE EDGE OF TECHNOLOGY




**NORTH  
AMERICAN  
HUNTING  
CLUB  
APPROVED**



**“I netted this Alberta whitetail,  
and I owe it all to your  
DeerHunter’s EDGE”**

Steve Chorney, Freelance Outdoor Writer, 11/03

**BUT  
THE  
PROOF  
IS IN  
THE  
USE**



# Hunting on the Edge of Technology

## Features

- Current deer/elk activity level indicator
- 4-hr future hunting forecast
- Current barometric pressure with 16-hr history bar graph
- Temperature
- Altimeter to 29,000 ft/9000 m
- Digital Compass
- Sunrise/sunset times – accurate within 4 min.
- Moon phase, moonrise/moonset position
- Accurate 12-24 hour weather forecast
- Severe weather audio alarm
- 96-yr hunting forecast based on future sun/moon information



# **PREDICT DEER AND ELK ACTIVITY**



# Scientific Basis

The algorithm developed for the EDGE technology combines moon phase, and sun and moon position, with barometric pressure effects due to local weather events. The factors used in the instrument were derived from a variety of sources, including discussions with meteorologists, biologists, hunters, and extensive research of scientific surveys. The data compiled from these sources has been combined into one comprehensive relationship and consolidated into the DeerHunter's EDGE to provide hunters with the ability to determine the best times to hunt!

# Location Information

The Speedtech DeerHunter's EDGE is location specific, and calculates sunrise and sunset according to the data entered by the user for the time, date, time zone, altitude, latitude and longitude.

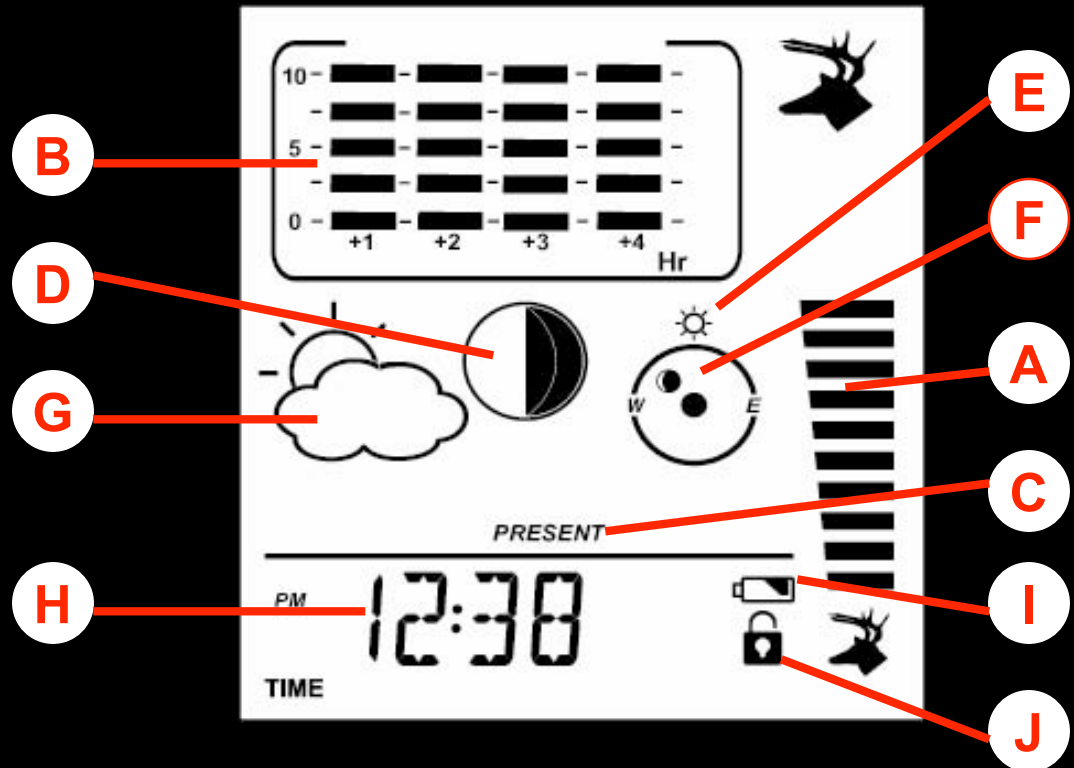
The sources to acquire this information are included with the owner's manual.

# Control Buttons

- A. Mode/Power Button**  
Changes the display mode or turns the unit on/off (has auto shut-off).
- B. Time/Lock Button**  
Displays the current or future mode and locks or unlocks the data lock feature.
- C. Set/Backlight Button**  
Enters the setting procedure or activates backlight.
- D. Up/Down Button**  
Changes parameter values.



# Indicators



**A. Deer/Elk Feeding Meter**  
Indicates the feeding activity level.

**B. Deer/Elk Feeding Bar Graph or Barometric Pressure Bar Graph**  
Indicates either the animal feeding activity for the next four hours or the barometric pressure history for the past 16 hours.

**C. Present/Future Mode**  
Indicates feeding activity levels at the current date and conditions or at the user set date and forecast conditions.

**D. Moon Phase**

**E. Sun Position**

**F. Moon Position**

**G. Weather Forecast**  
Indicates the weather conditions that will be experienced in 12 to 24 hours from present

**H. Current Time, Sunrise/Sunset, or Barometric Pressure**

**I. Low Battery Indicator**

**J. Data Lock**

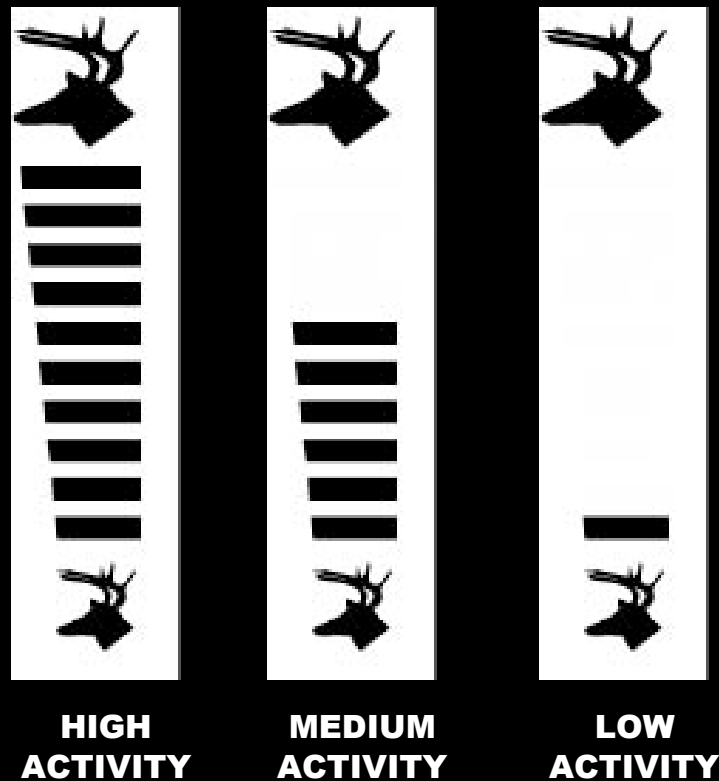
# Barometric History

The built-in barometer reads the barometric pressure every 15 minutes. The pressure history for the past 16 hours will be displayed in the pressure chart in columns.



# Activity Meter and Bar Graph

In Present Mode, the activity meter shows the intensity of current feeding activity while the graph indicates feeding activity projected for the next 4 hours.







4-HR FUTURE FEEDING FORECAST



# Weather Forecast

The DeerHunter's EDGE continuously monitors barometric pressure changes and maintains memory of barometric pressure history, even if the unit is off. The 12 to 24 hour weather forecast is based on the trends of the barometric pressure history. Effective range - 25 mile radius.

			
SUNNY	PARTLY CLOUDY	CLOUDY	RAINY

**Note:**

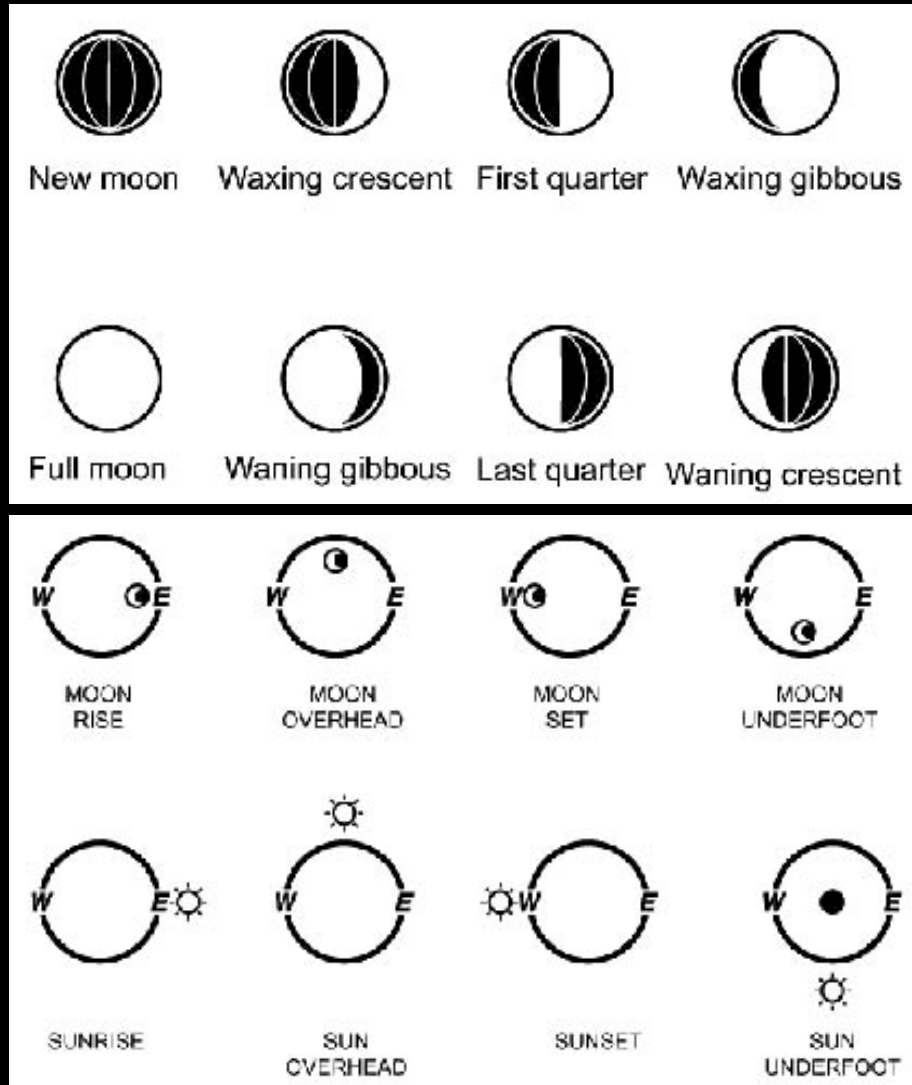
1. The accuracy of a general pressure-based weather forecast is about 75% and therefore cannot be held responsible for any inconveniences caused by an inaccurate forecast.
2. The weather forecast is meant for the next 12 to 24 hours and does not reflect the current conditions.
3. The 'sunny' icon, when appearing at night, implies clear weather.

# Severe Weather Warning

By definition, severe weather occurs when barometric pressure has changed 6 millibars (up or down), during a three hour period. Severe weather, including wind and rain generally accompanies falling barometric pressure. Rising pressure will only result in high winds.

When the severe weather warning feature is activated, the unit will give out an audio warning and flash the weather icon, even if the unit is off. The alarm is muted by pressing any button.

# Moon Phase, Sun and Moon Positions



The DeerHunter's EDGE is equipped with an almanac that predicts sun/moon activity through 2099. The moon phase is indicated in eight symbols, including full, quarter, waxing, waning and new.

The moon and sun relative positions are also represented in eight positions, including rising, setting, overhead and underfoot.

# Warranty

Speedtech DeerHunter's EDGE (and all other Speedtech instruments) have a one-year warranty, as well as a 30-day "as new" return policy.

Visit our website at [www.speedtech.com](http://www.speedtech.com) for product specifications, FAQs and downloadable manuals.

Questions? Email us at [info@speedtech.com](mailto:info@speedtech.com)